



District Report Card: 2017


State: Mizoram	District: Aizawl
Class: 8	Subject: Mathematics
Schools: 50	Students: 709


Participation/Coverage


Students

<div>GENDER</div> <div></div>	Boys				Girls			
	Number		%		Number		%	
	336		47.39		373		52.61	

<div>AREA</div> <div></div>	Rural				Urban			
	Number		%		Number		%	
	264		37.24		445		62.76	

<div>CATEGORY</div> <div></div>	SC		ST		OBC		GEN	
	Number	%	Number	%	Number	%	Number	%
	0	0.00	697	98.31	10	1.41	2	0.28

<div>CWSN</div> <div></div>	LD	VI	HI	S&LD	ID	Oth
	1	0	0	1	3	3

<div>Management</div> <div></div>	Government			Government-aided		
	Number		%	Number		%
	564		79.55	145		20.45

Average Performance of Students in Mathematics (%)

Overall	Gender		Area		Management		Social Group			
	Male	Female	Rural	Urban	Govt.	Aided	SC	ST	OBC	GEN
35.86	33.85	37.68	37.27	35.03	34.47	41.29	0.00	35.81	40.67	30.00

Performance on Learning Outcomes (LOs)

Learning Outcomes	Description	Average Performance(%)
M601	Solves problems involving large numbers by applying appropriate operations	40.51
M606	Solves problems on daily life situations involving addition and subtraction of fractions / decimals	29.18
M620	Finds out the perimeter and area of rectangular objects in the surroundings like floor of the class room, surfaces of a chalk box etc.	27.02
M621	Arranges given/collected information in the form of table, pictograph and bar graph and interprets them	25.50
M702	Interprets the division and multiplication of fractions	33.85
M705	Solves problems related to daily life situations involving rational numbers	38.50
M706	Uses exponential form of numbers to simplify problems involving multiplication and division of large numbers	19.38
M707	Adds/subtracts algebraic expressions	38.65
M710	Solves problems related to conversion of percentage to fraction and decimal and vice versa	28.65
M717	Finds out approximate area of closed shapes by using unit square grid/graph sheet	27.76
M719	Finds various representative values for simple data from her/his daily life contexts like mean, median and mode	52.64
M721	Interprets data using bar graph	54.49
M801	Generalizes properties of addition, subtraction, multiplication and division of rational numbers through patterns	33.99
M802	Finds rational numbers between two given rational numbers	26.97
M803	Proves divisibility rules of 2, 3, 4, 5, 6, 9 and 11	45.04
M804	Finds squares, cubes, square roots and cube roots of numbers using different methods	33.43
M808	Uses various algebraic identities in solving problems of daily life	40.73
M812	Verifies properties of parallelogram and establishes the relationship between them through reasoning	29.47
M818	Finds surface area and volume of cuboidal and cylindrical object	34.55
M819	Draws and interprets bar charts and pie charts	43.16

Range of Performance of Students who Answered Correctly							
Below 30%		30% - 50%		50% - 75%		Above 75%	
Number	%	Number	%	Number	%	Number	%
264	37.24	328	46.26	105	14.81	12	1.69

Lowest Performing Learning Outcomes (LOs)

- 1 - Uses exponential form of numbers to simplify problems involving multiplication and division of large numbers (19.38)
- 2 - Arranges given/collected information in the form of table, pictograph and bar graph and interprets them (25.50)
- 3 - Finds rational numbers between two given rational numbers (26.97)

- 4 - Finds out the perimeter and area of rectangular objects in the surroundings like floor of the class room, surfaces of a chalk box etc. (27.02)
- 5 - Finds out approximate area of closed shapes by using unit square grid/graph sheet (27.76)